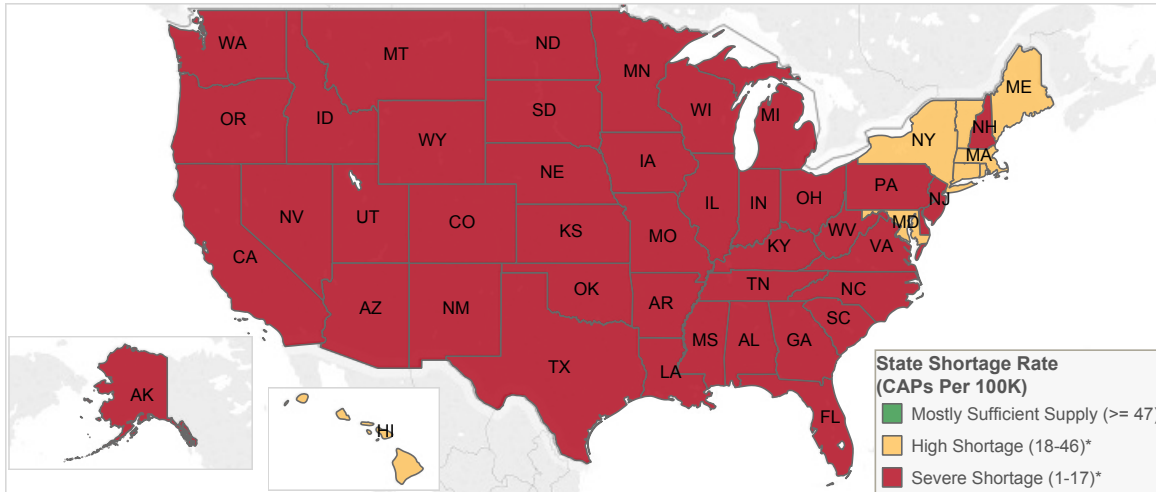
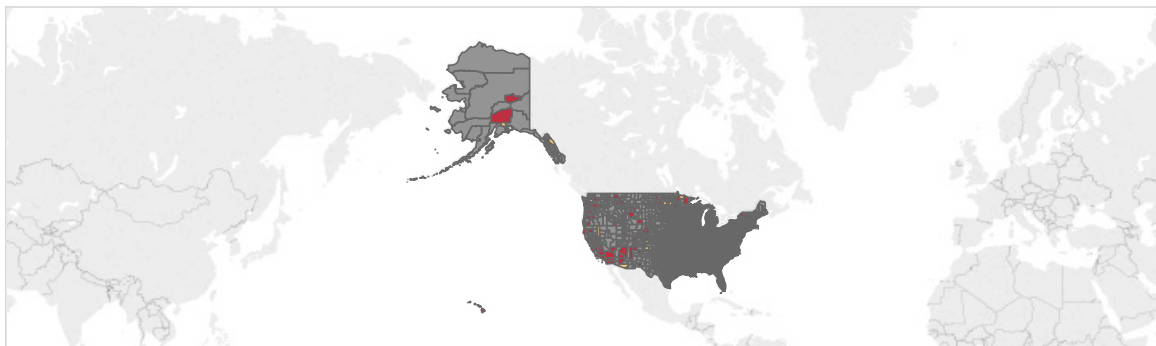


Practicing Child and Adolescent Psychiatrists by State 2015
Rate per 100,000 children age 0-17

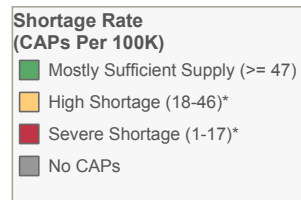
State Name
All



Practicing Child and Adolescent Psychiatrists by County 2015
Rate per 100,000 children age 0-17



State: District of Columbia
 Shortage Rate (State): Mostly Sufficient Supply (>= 47)
 Population, Children Under 18 (State): 115,030 ---
 Total CAPs (State): 64
 CAPs per 100,000 Children (State): 55.64



Yellow: High Shortage (18-46)*
 i. Council on Graduate Medical Education. Re-examination of the Academy of Physician Supply made in 1980 by the Graduate Medical Education National Advisory Committee for selected specialties, Bureau of Health Professions in support of activities of the Council on Graduate Medical Education. 1990. Cambridge, ABT Associates.

Red: Severe Shortage (1-17)*
 i. Kim WJ, American Academy of Child and Adolescent Psychiatry Task Force on Workforce Needs. Child and adolescent psychiatry workforce: A critical shortage and national challenge. Acad Psychiatry. 2003;27:277-82.

State CAPS per 100,000 children age 0-17

