

Innovations in Pediatric Medicine  
Spring 2022 Maine AAP

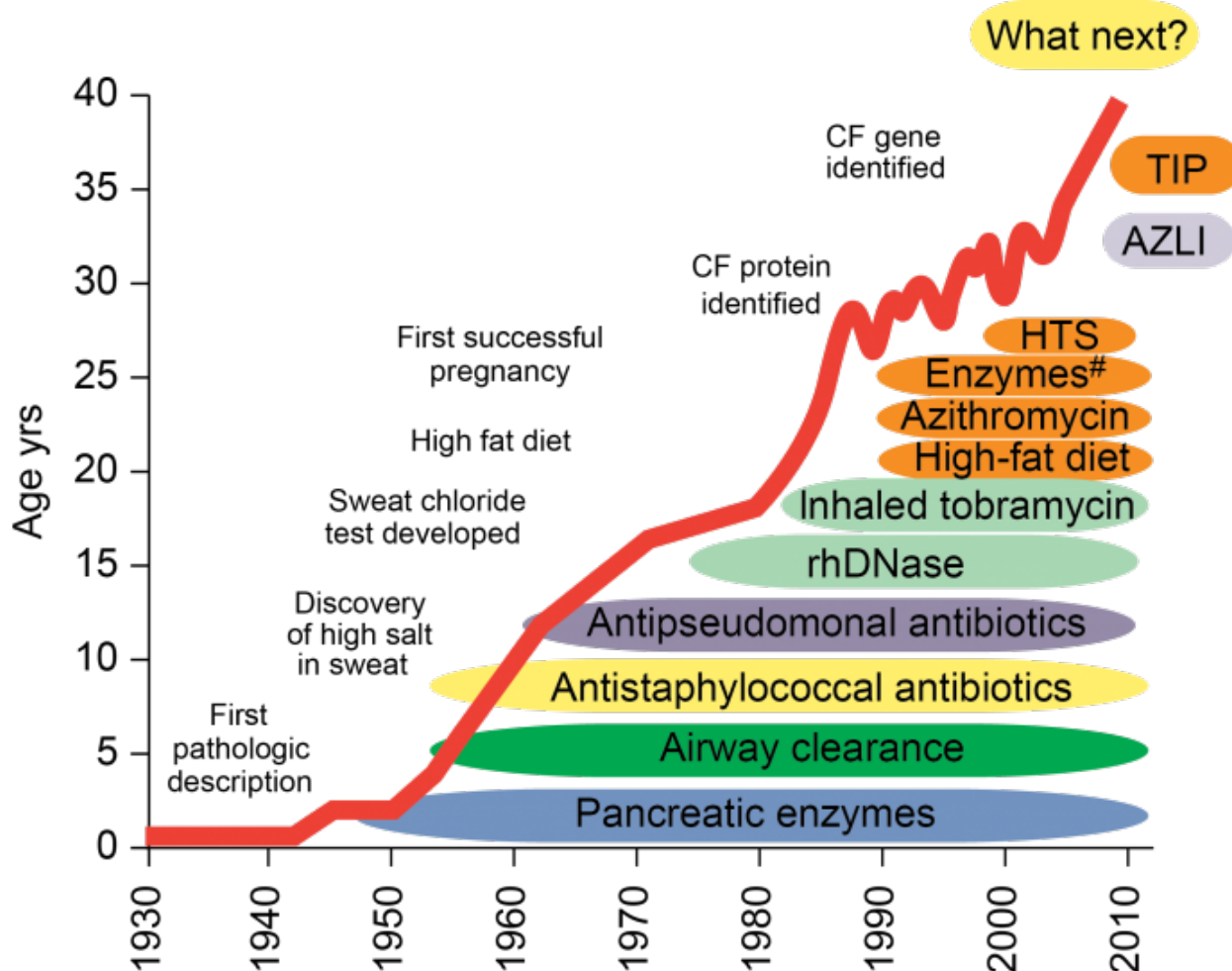
# CF for the Primary Care Provider: Current Prognosis, New Therapies, and the Importance of CF Center care

04.30.2022

Suchari Rutledge MD

# A Patient Story

# Rapid changes in prognosis over a single lifetime



Legend:

**TIP** = tobramycin inhaled powder

**AZLI** = aztreonam nebs, aka Cayston

**HTS** = 7% hypertonic saline nebs

**rhDNase** = dornase alpha nebs, aka Pulmozyme

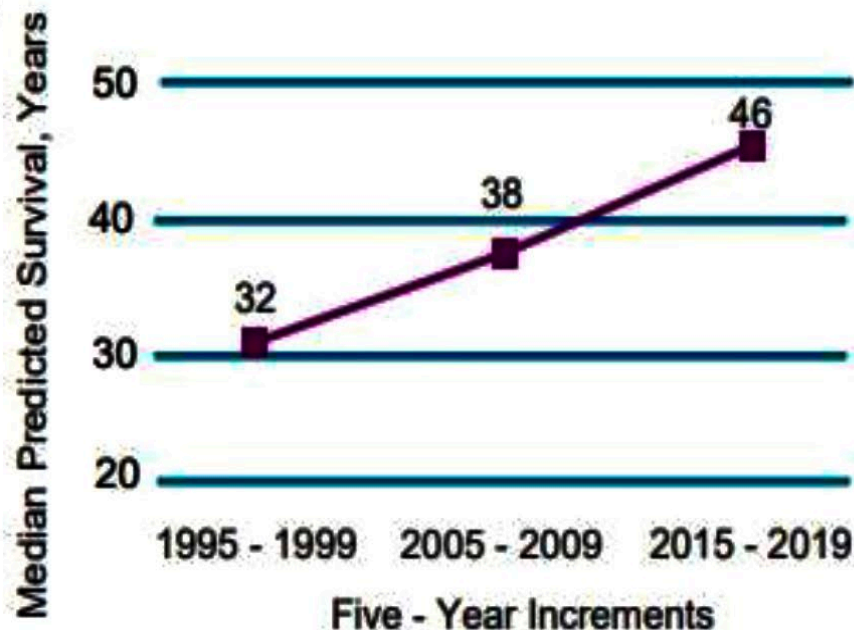
Figure courtesy of Elborn JS.  
 Eur Respir Rev. 2013 Mar  
 1;22(127):3-5

# Median Predicted Survival (US)

**46**  
YEARS

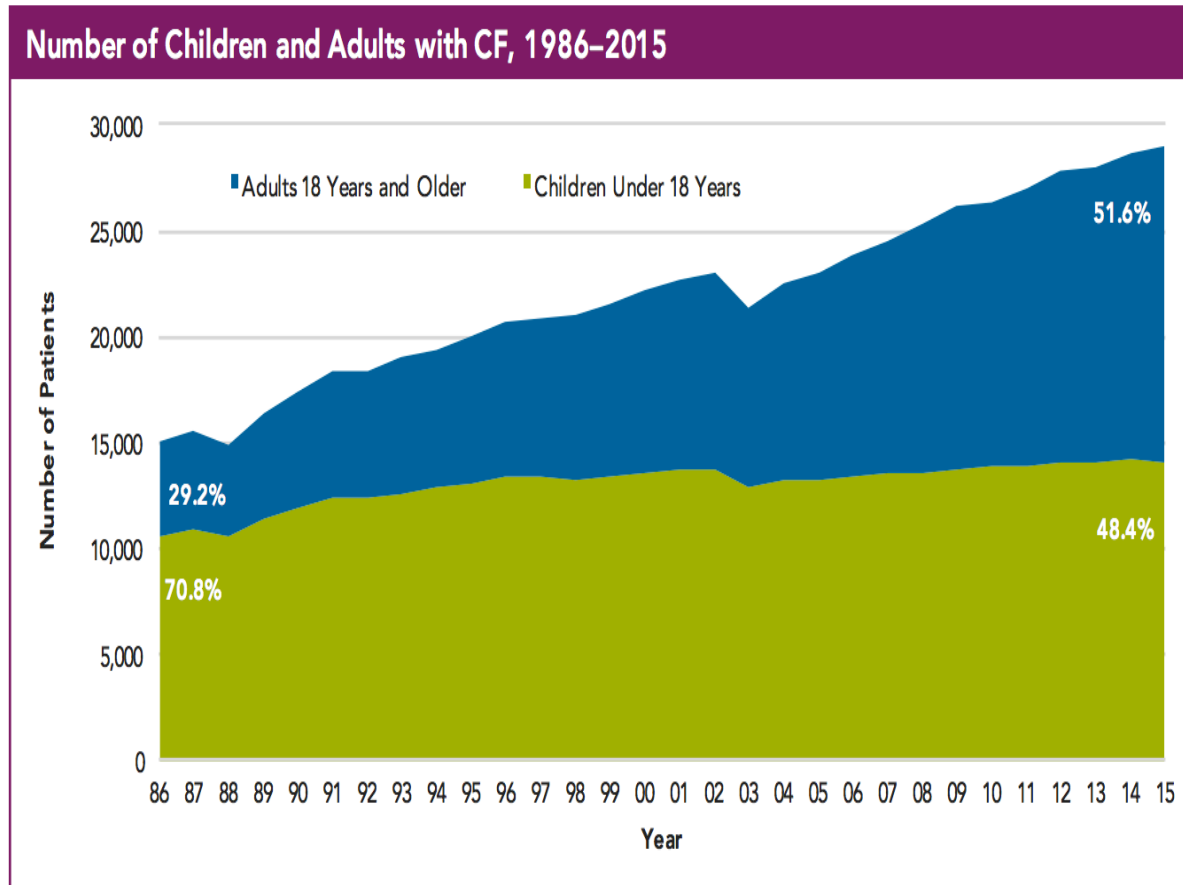
**2015 - 2019**

Among people with CF born between 2015 and 2019, half are predicted to live to 46 years old or more. This does not reflect individual variability in survival seen among people with CF.



Survival statistics for the years 2015 through 2019.

# No longer a disease primarily of children

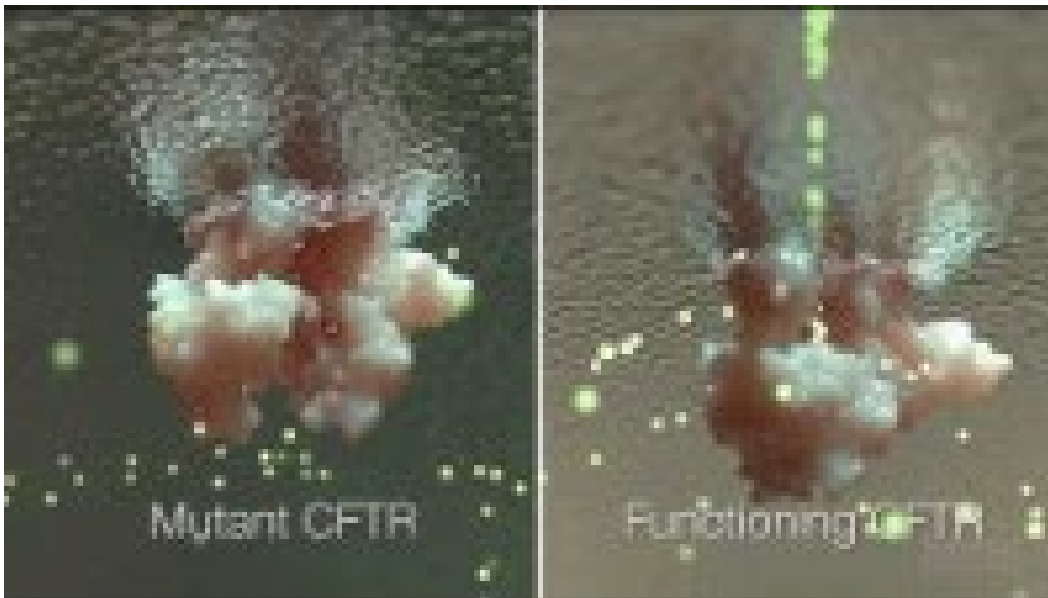


In 2015 for the first time, the number of adults living with CF exceeded the number of children.

Increasing median life expectancy means shift to larger proportion of adults living with CF

# Current State 2022: “Highly Effective Modulators”

## Trikafta (elexacaftor/tezacaftor/ivacaftor)



Video from HHMI BioInteractive

12+ and one+ delF508 mutation:

**10/21/2019**

Expansion of mutations eligible:

**12/21/2020**

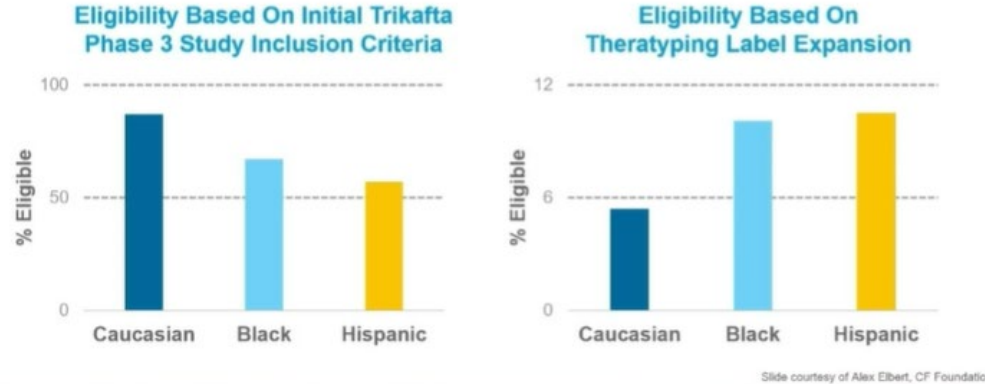
Expanded down to age 6:

**6/9/2021**

**Trials now down to age 2 years**

# The other 10+%

## IMPACT OF TRIKAFTA LABEL EXPANSION ON COMMUNITIES OF COLOR



- Nasal cell theratyping to identify rare mutations that are eligible for Trikafta
- Antisense oligonucleotides targeting individual nonsense mutations using the NMD pathway

# A very different patient story

[J Cyst Fibros.](#) 2021 Sep;20(5):835-836.

## Normal pancreatic function and false-negative CF newborn screen in a child born to a mother taking CFTR modulator therapy during pregnancy

[Christopher N Fortner<sup>1</sup>](#), [Julie M Seguin<sup>2</sup>](#), [Denise M Kay<sup>3</sup>](#)

F. w/ CF (delF508/other); M partner delF508 carrier

Unable to conceive before HEM; elected to continue in pregnancy

? Echogenic bowel at wk 20, resolved at wk 32

F. infant b. 39 wks, wt > 98<sup>th</sup> %ile

NBS: IRT < cut off for testing (*false negative*)

Sweat chloride @ 5 weeks 60/67, 62/63 @ 6 months (*barely* positive)

Genetic testing (done due to hx) confirmed CF+ delF508/delF508 infant

Fecal elastase initially normal, progressing over time toward a need for enzymes

Excellent growth and weight gain in first year



# MAYFLOWERS & ethics: how much is enough?

## Prospective Study of Pregnancy in Women With Cystic Fibrosis (MAYFLOWERS)



The safety and scientific validity of this study is the responsibility of the study sponsor and investigators. Listing a study does not mean it has been evaluated by the U.S. Federal Government. [Know the risks and potential benefits](#) of clinical studies and talk to your health care provider before participating. Read our [disclaimer](#) for details.

ClinicalTrials.gov Identifier: NCT04828382

[Recruitment Status](#) ⓘ : Recruiting  
[First Posted](#) ⓘ : April 2, 2021  
[Last Update Posted](#) ⓘ : April 22, 2022  
See [Contacts and Locations](#)

### Sponsor:

Amalia Magaret

### Collaborators:

University of Texas  
National Jewish Health  
Cystic Fibrosis Foundation

### Information provided by (Responsible Party):

Amalia Magaret, Seattle Children's Hospital

# Maine CF Care Centers

MMC: 207 662 5522 option 8

EMMC: 207 275 4251